



ಬೃಹತ್ ಬೆಂಗಳೂರು ಮಹಾನಗರ ಪಾಲಿಕೆ
Bruhat Bengaluru Mahanagara Palike



BBMP COVID-19 WAR ROOM 03.01.2023

BBMP / COVID-19 WAR ROOM / BULLETIN – 1016/ 03.01.2023 / #BBMPfightsCOVID19



OVERVIEW OF COVID-19 IN BENGALURU

CASE TRENDS ACTIVE CASES **259**

<u>Confirmed Cases</u>	<u>Recovered Cases</u>	<u>Death Cases</u>
14 18,76,840 [#]	0 18,59,590 [#]	0 16,991 [#]

HOSPITALIZATION **3**

<u>ICU – V</u>	<u>ICU</u>	<u>HDU</u>	<u>General</u>
-	-	-	3

INCLUDES GOVT. QUOTA AND PRIVATE WALK-IN HOSPITALIZATION

VACCINATION **1,784** 2,05,29,182[#]

<u>First Dose</u>	<u>Second Dose</u>	<u>Precaution Dose</u>
175 96,82,338 [#]	217 94,86,989 [#]	1,392 13,59,855 [#]

TRIAGING

<u>MTU</u>
2
<u>Tele Triage</u>
9

ACTIVE CZs

0
<u>MCZs (< 5 cases)</u>
0
<u>Clusters (> 5 cases)</u>
0

TESTING **5,148** 3,20,50,083[#]

<u>RAT</u>	<u>RTPCR</u>
1,349	3,799

Positivity :0.57%
*FOR LAST 7 DAYS

: indicates cumulative numbers till date



ABSTRACT OF COVID-19 SCENARIO IN BENGALURU

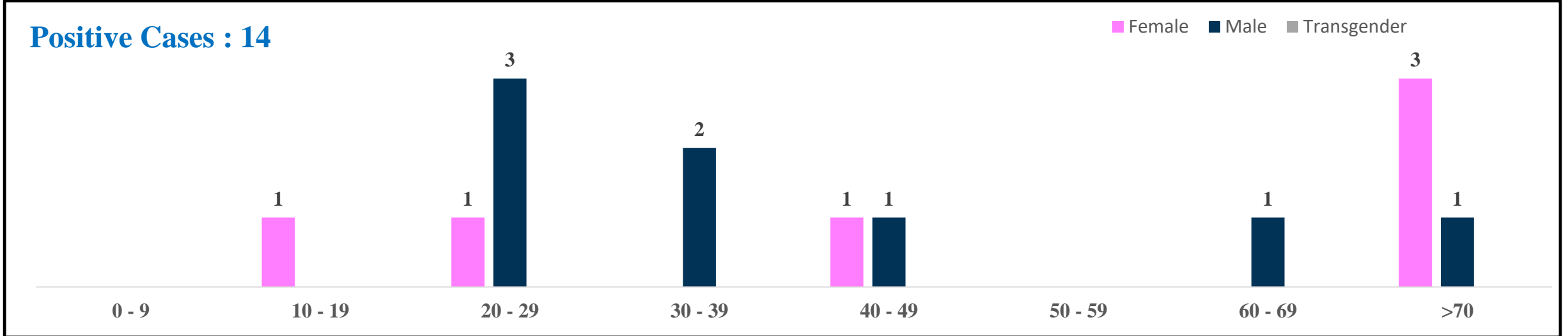


	MALE			FEMALE			TRANSGENDER			TOTAL		
	Last 24 Hours	Last 7 Days	Cumulative	Last 24 Hours	Last 7 Days	Cumulative	Last 24 Hours	Last 7 Days	Cumulative	Last 24 Hours	Last 7 Days	Cumulative
Positive Cases	8	116	11,06,696	6	83	7,69,948	0	0	196	14	199	18,76,840
Recovered Cases	0	126	10,94,215	0	80	7,64,245	0	0	187	0	206	18,59,590
Death Cases	0	0	10,761	0	0	6,226	0	0	4	0	0	16,991
Total Tests Done	In Last 24 hrs. : 5,148			In last 7 days : 35,175			Cumulative : 3,20,50,083					
Vaccine Doses Administered	In Last 24 hrs. : 1,784			In last 7 days : 17,618			Cumulative : 2,05,29,182					
ACTIVE CASES							259					

*Covid deaths occurred today : 00 | Covid deaths occurred beyond last 24hrs., reported today : 00



LAST 24 HOURS AGE GROUP AND GENDER WISE DISTRIBUTION

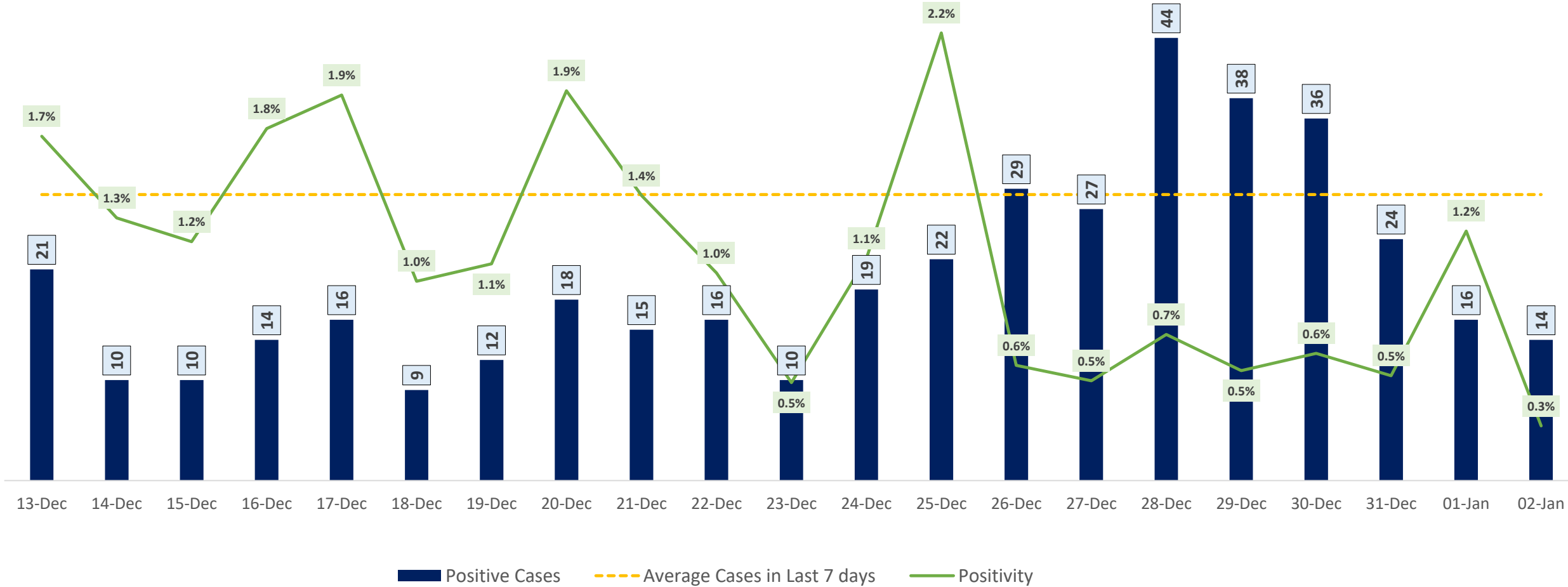




POSITIVITY RATE OF BENGALURU – LAST 21 DAYS



Average Cases in Last 7 days : 28

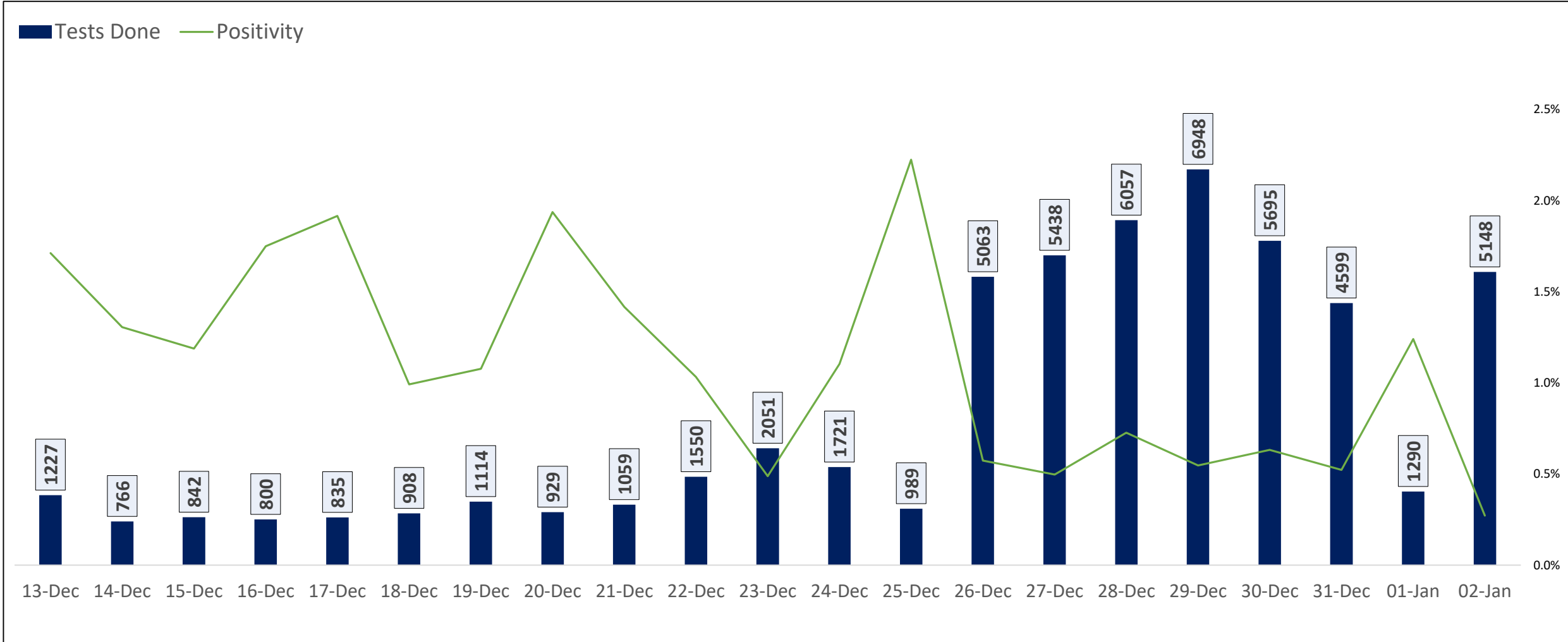




TESTING TRENDS IN BENGALURU

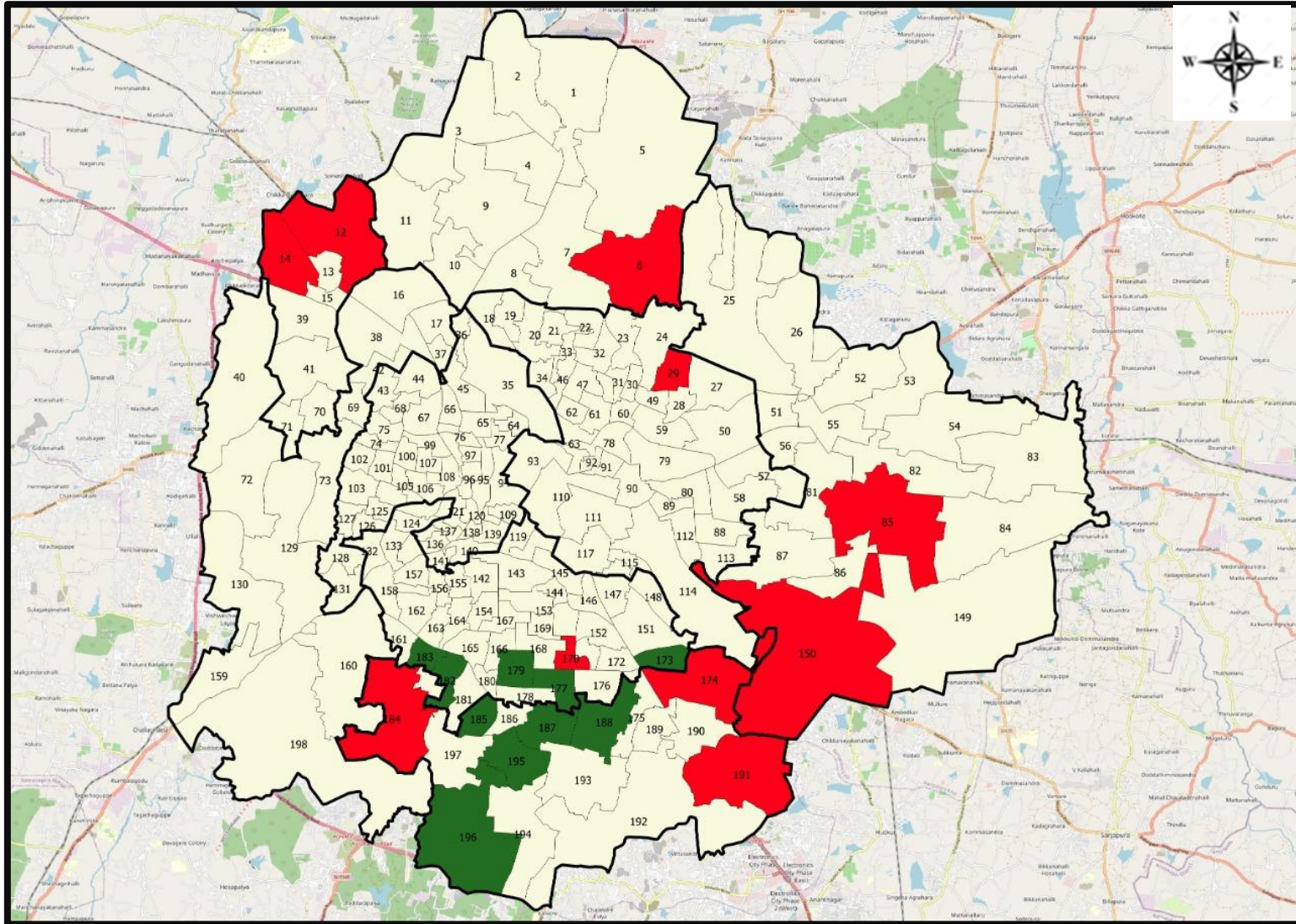


Total Test Conducted Till Date	Test Conducted Last 24 hours	Last 7 Days Average
3,20,50,083	5,148	5,025





BENGALURU URBAN MAP SHOWING TREND OF POSITIVE CASES IN LAST 7 DAYS



Top 10 wards reporting highest number of positive cases in last 10 days

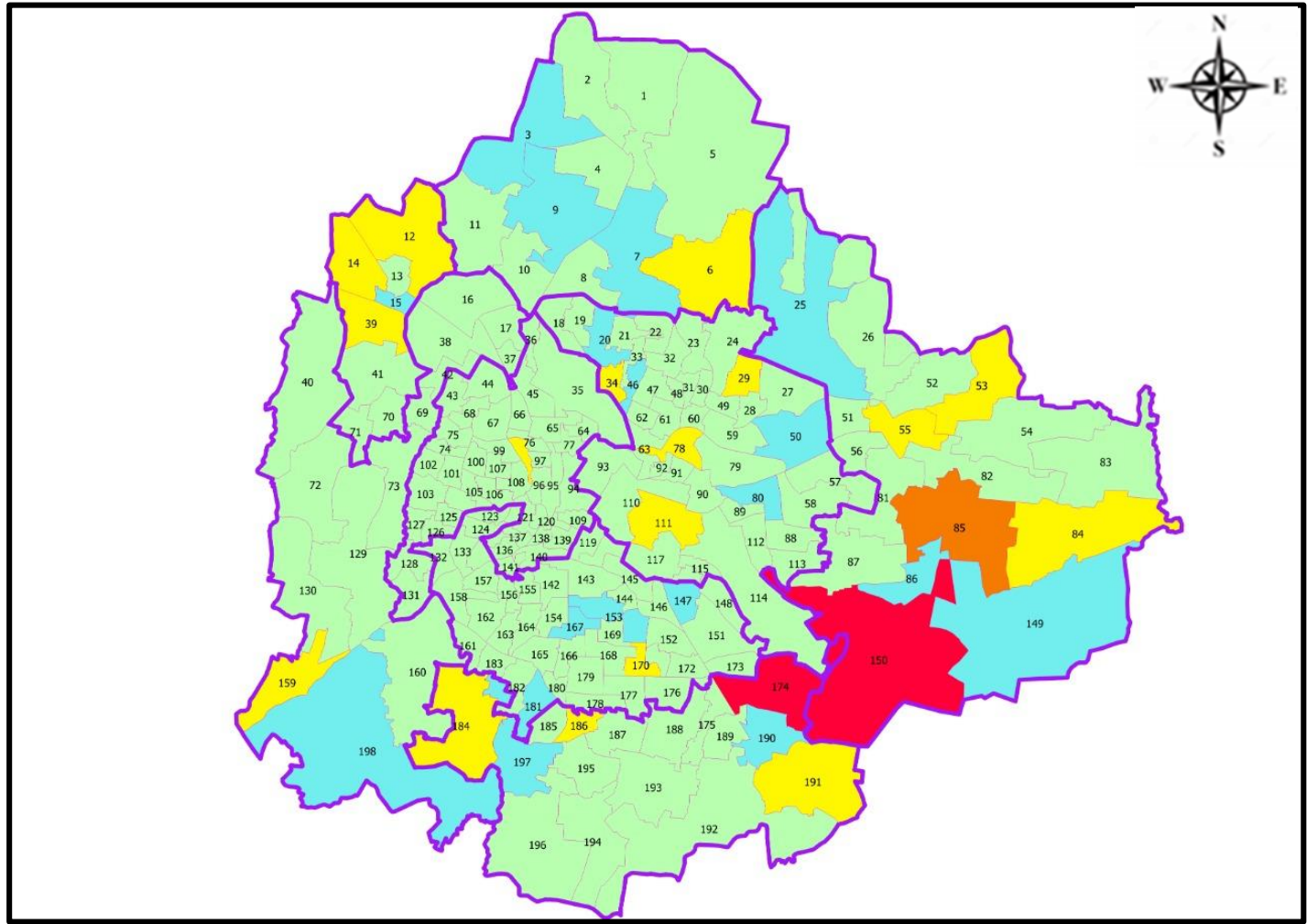
Ward No.	Ward Name	Daily Cases Average
174	HSR Layout	3
150	Bellanduru	2
85	Dodda Nekkundi	1
170	Jayanagar East	1
184	Uttarahalli	1
191	Singasandra	1
6	Thanisandra	1
12	Shettihalli	1
14	Bagalakunte	1
29	Kacharkanahalli	1







Top 10 wards reporting least number of positive cases in last 7 days

Ward No.	Ward Name	Daily Cases Average
196	Anjanapura	0
195	Konanakunte	0
188	Bilekhali	0
187	Puttenahalli	0
185	Yelchenahalli	0
183	Chikkalsandra	0
182	Padmanabha Nagar	0
179	Shakambari Nagar	0
177	J P Nagar	0
173	Jakkasandra	0



BENGALURU MAP SHOWING INTENSITY OF POSITIVE CASES IN LAST 7 DAYS



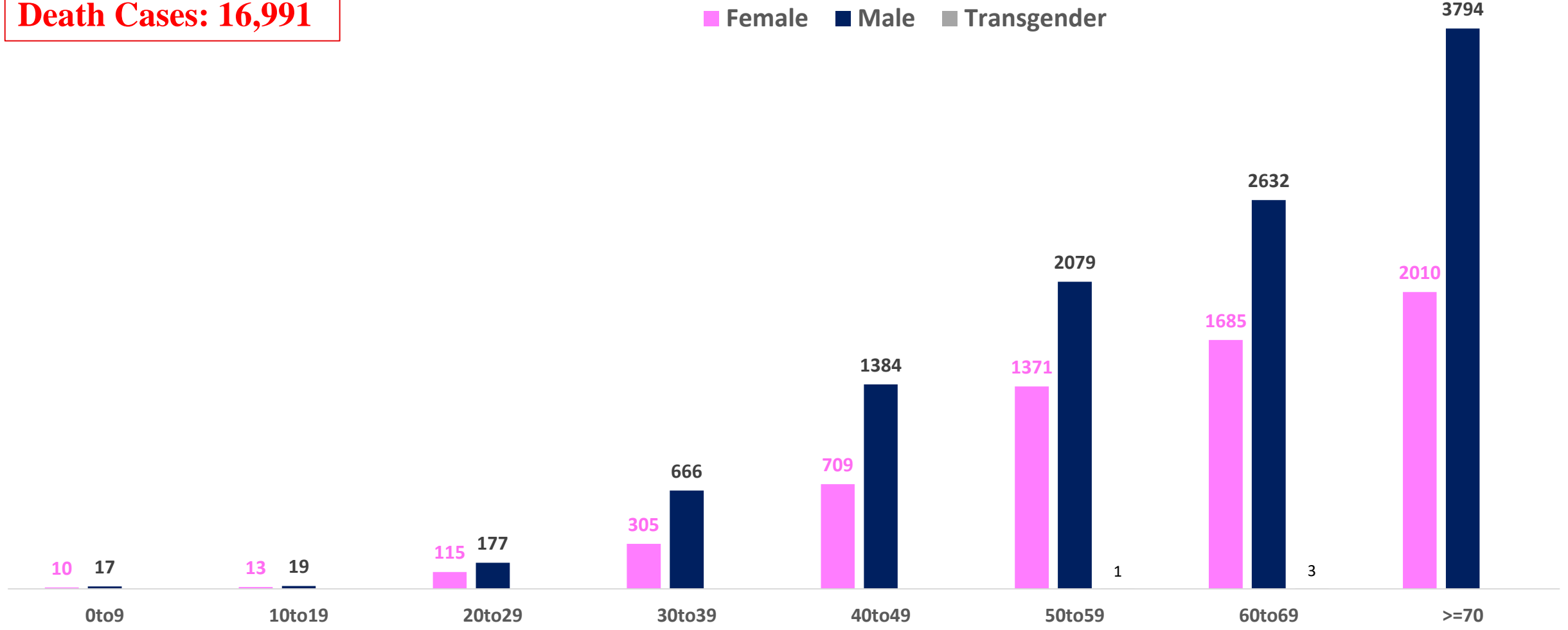
-  Level 1 : 0 to 1 Cases
-  Level 2 : 1 to 3 Cases
-  Level 3 : 3 to 5 Cases
-  Level 4 : 5 to 10 Cases
-  Level 5 : More than 10 Cases
-  Zone Boundaries



AGE AND GENDER WISE DISTRIBUTION OF DEATH CASES



Death Cases: 16,991





COVID-19 SCENARIO IN BENGALURU AND OTHER METROPOLITIAN CITIES



CITY NAME	Positive Cases	Active Cases	Recovered	Deceased	Vaccine Doses Administered
New Delhi	20,07,237	32	19,80,684	26,521	3,73,17,328
Bengaluru*	18,76,840	259	18,59,590	16,991	2,37,78,980
Mumbai	11,54,207	32	11,34,429	19,746	2,21,34,555
Chennai	7,93,200	27	7,84,102	9,071	1,13,96,462

Source : <https://dashboard.cowin.gov.in/> at 5:00pm (03.01.2023)
Source : <https://www.covid19bharat.org/> at 5:00pm (03.01.2023)

*includes BBMP & Bengaluru Urban



SNAPSHOT OF COVID-19 CASES IN BENGALURU URBAN



**Total Wards With
0 Cases* :
105**

**Tests Conducted
on 02.01.2023:
5,148**

**Recovery
Rate*:
99.08%**

**Total
Active Cases :
259**

**Total Vaccinated
on 02.01.2023:
1,784**

**Positivity
Rate* :
0.57%**

**Active
Rate*:
0.01%**

**Case
Fatality Rate* :
0.00%**





*Total positive cases In the past 7 days

*CFR and positivity is for Past 7 days



ಬೃಹತ್ ಬೆಂಗಳೂರು ಮಹಾನಗರ ಪಾಲಿಕೆ
Bruhat Bengaluru Mahanagara Palike



Download BBMP Bulletin	https://apps.bbmpgov.in/covid19/mediabulletin.php
To register for vaccination :	https://selfregistration.cowin.gov.in/
BBMP COVID19 Dashboard:	https://apps.bbmpgov.in/covid19/
Follow us on:	 www.facebook.com/bbmp.comm1/
	 twitter.com/BBMPCOMM
	  BBMPSplHealth

Issued by:


Honorable Chief Commissioner, BBMP
Special Commissioner Health & IT, BBMP
MD, Bengaluru Smart City Limited

THANK YOU !

ಬೃಹತ್ ಬೆಂಗಳೂರು ಮಹಾನಗರ ಪಾಲಿಕೆ
Bruhat Bengaluru Mahanagara Palike

Stay Safe from COVID-19 Virus

 **Wear Mask**

Wash Hands Regularly 

 **Maintain Social Distance**

Get Vaccinated 

For more information around COVID-19 call the BBMP helpline number 1533

